

13.5 EXERCISES

HOMWORK KEY

- = **WORKED-OUT SOLUTIONS**
on p. WS1 for Exs. 13, 31, and 45
- ✚ = **TAKS PRACTICE AND REASONING**
Exs. 28, 41, 47, 48, 50, and 51
- ◆ = **MULTIPLE REPRESENTATIONS**
Ex. 45

SKILL PRACTICE

EXAMPLES

1, 2, 3, and 4

on pp. 882–884
for Exs. 3–28

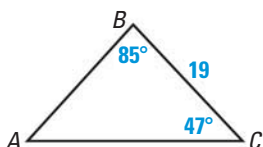
1. **VOCABULARY** What information do you need to use the law of sines?
2. **WRITING** Suppose a , b , and A are given for $\triangle ABC$ where $A < 90^\circ$. Under what conditions would you have no triangle? one triangle? two triangles?

IDENTIFYING CASES State the case (AAS, ASA, or SSA) applicable to the given measurements. Then decide whether the measurements determine *one triangle*, *two triangles*, or *no triangle*.

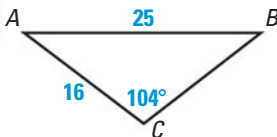
- | | | |
|----------------------------------|---|------------------------------------|
| 3. $A = 112^\circ, a = 9, b = 4$ | 4. $A = 40^\circ, C = 75^\circ, c = 20$ | 5. $A = 52^\circ, a = 32, b = 42$ |
| 6. $A = 37^\circ, a = 8, b = 14$ | 7. $A = 28^\circ, B = 64^\circ, c = 55$ | 8. $A = 149^\circ, a = 7, b = 10$ |
| 9. $B = 34^\circ, b = 5, a = 16$ | 10. $B = 70^\circ, b = 85, c = 88$ | 11. $C = 48^\circ, c = 28, b = 20$ |

SOLVING TRIANGLES Solve $\triangle ABC$.

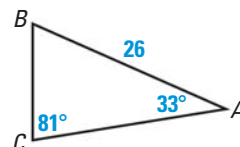
12.



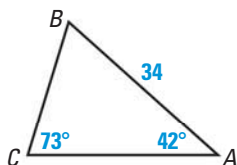
13.



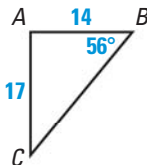
14.



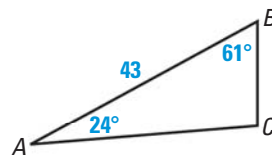
15.



16.



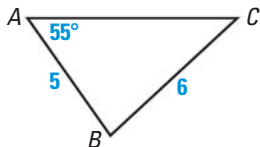
17.



SOLVING TRIANGLES Solve $\triangle ABC$. (*Hint: Some of the “triangles” have no solution and some have two solutions.*)

- | | | |
|------------------------------------|--|---|
| 18. $A = 73^\circ, a = 18, b = 11$ | 19. $A = 26^\circ, C = 35^\circ, b = 13$ | 20. $B = 102^\circ, C = 43^\circ, b = 21$ |
| 21. $A = 38^\circ, a = 19, b = 25$ | 22. $A = 55^\circ, B = 64^\circ, c = 34$ | 23. $A = 114^\circ, a = 15, b = 10$ |
| 24. $C = 98^\circ, c = 29, a = 33$ | 25. $A = 49^\circ, B = 32^\circ, b = 44$ | 26. $B = 21^\circ, b = 17, c = 32$ |

27. **ERROR ANALYSIS** Describe and correct the error in finding the measure of angle C in the triangle below.



$$\frac{\sin C}{6} = \frac{\sin 55^\circ}{5}$$

$$\sin C = \frac{6 \sin 55^\circ}{5} \approx 0.9830$$

$$C \approx 79.4^\circ$$

28. ✚ **TAKS REASONING** What is the side length c in $\triangle ABC$ if $A = 32^\circ$, $C = 67^\circ$, and $b = 31$ ft?

- (A) 16.6 ft (B) 28.9 ft (C) 33.3 ft (D) 57.8 ft